

SWARM INTELLIGENCE

SWARM INTELLIGENCE

Tonight's perspective:

1. Robots
2. Humans

ROBOTIC SWARMS

Four characteristics

- 1: Group(s) of homogeneous, autonomous individuals
- 2: No leader (decentralized control)
- 3: No individual member has enough “intelligence” to solve the problem
- 4: All individual members interacts locally and with their environment (collective behavior)

ROBOTIC SWARMS

TED - 1000 minirobots creating shapes

<https://www.ted.com/talks/>

[radhika nagpal what intelligent machines can learn from a school of fish?](https://www.ted.com/talks/radhika_nagpal_what_intelligent_machines_can_learn_from_a_school_of_fish?utm_source=newsletter_daily&utm_campaign=daily&utm_medium=email&utm_content=button_2017-09-21)

[utm_source=newsletter_daily&utm_campaign=daily&utm_medium=email&utm_content=button_2017-09-21](https://www.ted.com/talks/radhika_nagpal_what_intelligent_machines_can_learn_from_a_school_of_fish?utm_source=newsletter_daily&utm_campaign=daily&utm_medium=email&utm_content=button_2017-09-21)

3:11- 7:40

Facebook - series of experiments

https://www.youtube.com/watch?v=GIEhi_sAkU8

Tot: 2:24

SWARM INTELLIGENCE

Tonight's perspective:

1. Robots
2. Humans

SWARM INTELLIGENCE



It starts with the birds and the bees

SWARM INTELLIGENCE



. . . and with fish

SWARM INTELLIGENCE



. . . and with birds

SWARM INTELLIGENCE



. . . and with ants

SWARM INTELLIGENCE

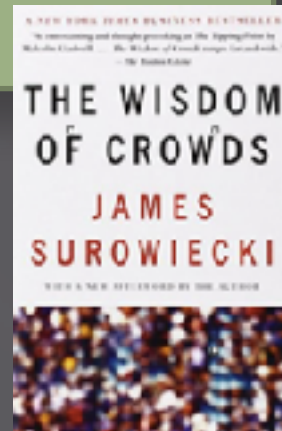


. . . but mostly with bees

SWARM INTELLIGENCE

Famous cases:

- the slaughter-weight of cattle
(1906 Sir Francis Galton - UK statistician)
- the disappearance of the U.S. submarine
“Scorpion” in the North Atlantic (1968)



A close-up photograph of a large colony of bees, likely honeybees, clustered on a wooden structure. The bees are densely packed, covering a significant portion of the frame. The structure is made of light-colored wood, and there are several green leaves and stems visible, some of which are in the foreground, partially obscuring the bees. The background is slightly blurred, showing more of the wooden structure and some greenery.

Four characteristics

- 1: Group(s) of homogeneous, autonomous individuals
- 2: No leader (decentralized control)
- 3: No individual member has enough “intelligence” to solve the problem
- 4: All individual members interacts locally and with their environment (collective behavior)

SWARM INTELLIGENCE




Louis Rosenberg -2012

THE UNU MODEL

- . . . aggregates diverse perspectives in order to maximize wisdom

It does not use the functions of

- voting
- surveys
- polls
- focus groups



THE UNU MODEL

It is characterized by being . . .

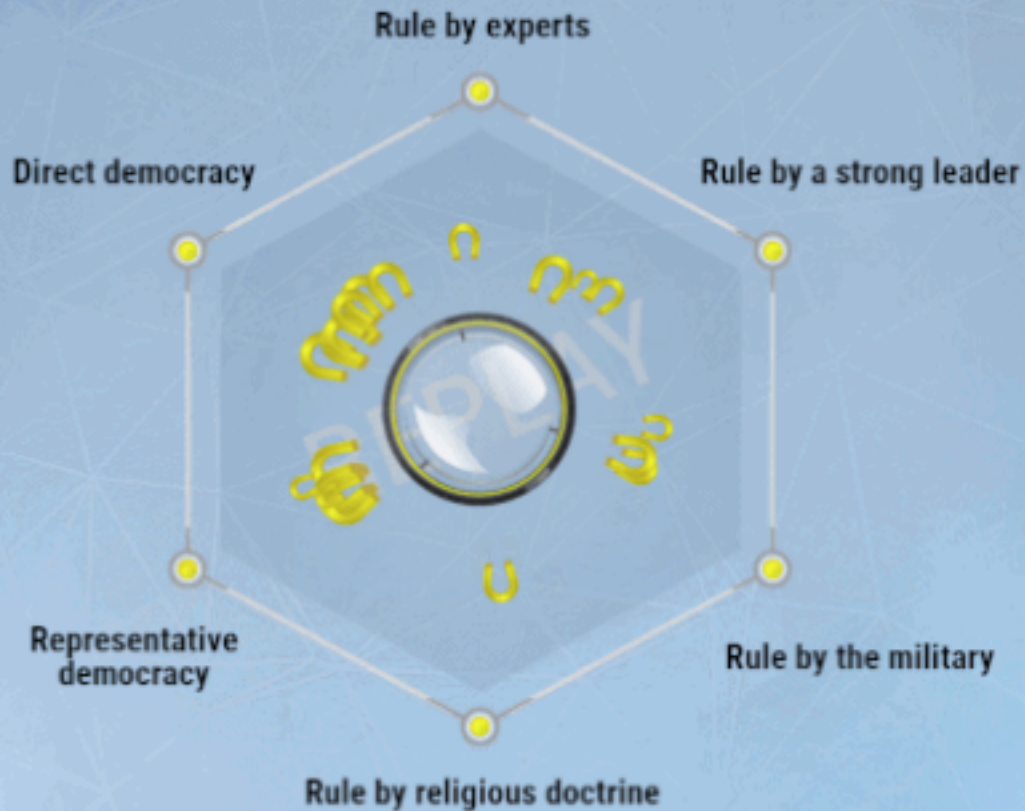
- live (synchronous)
- interactive (closed loops)
- anonymous but transparent

SWARM INTELLIGENCE

Louis R 5:00 min > 15:50 min

https://www.youtube.com/watch?v=Eu-RyZt_Uas

Which is the BEST form of government of these?



SWARM INTELLIGENCE

Best government:

[https://i.imgur.com/
pntLIg.gif](https://i.imgur.com/pntLIg.gif)

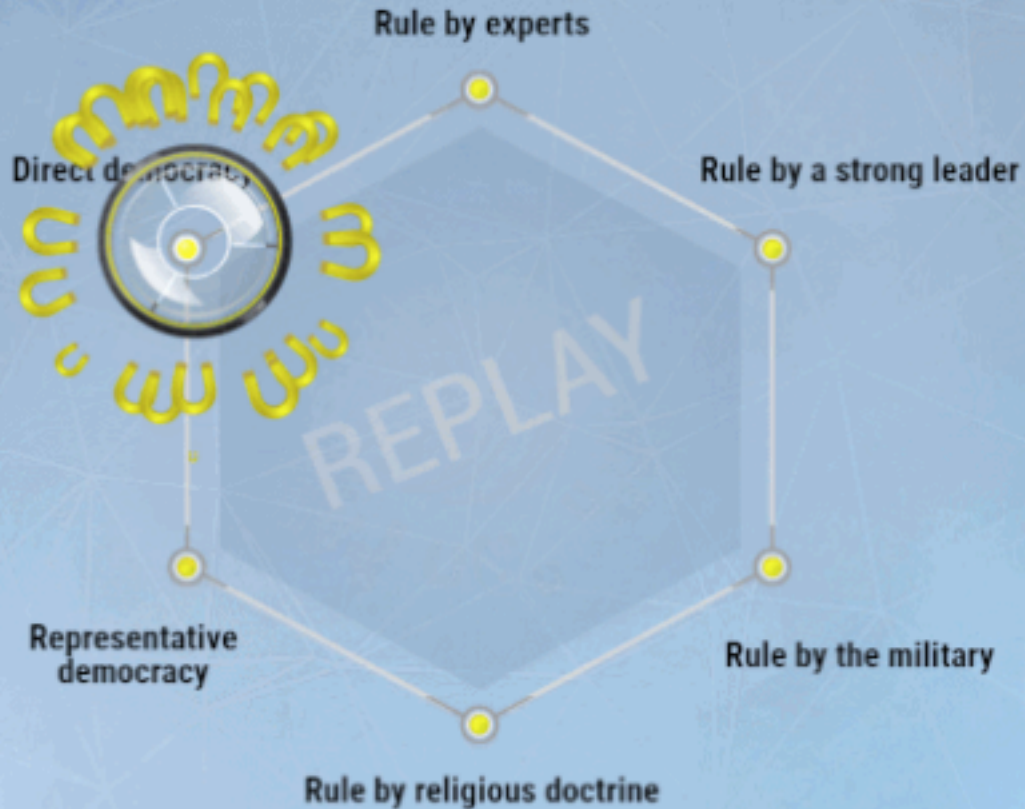
Chart:

[https://i.imgur.com/
T46gkzL.png](https://i.imgur.com/T46gkzL.png)

Citizen governing:

[https://i.imgur.com/
PkKJOHZ.gif](https://i.imgur.com/PkKJOHZ.gif)

Which is the BEST form of government of these?



Which is the BEST form of government of these?

UNU SAYS:

Direct democracy

OF USERS

33

BRAINPOWER

81%



Impact of voting tech on democracy



Question	Swarm's Answer	Swarm's brainpower
Worst form of government?	Rule by religious doctrine	80%
Best form of government?	Direct democracy	81%
Biggest advantage of online or app voting?	Increased voter turnout	81%
Biggest concern with online or app voting?	Tampering/hacking	81%
Do advantages of online/app voting outweigh disadvantages?	Yes (by a little)	82%
Online/app voting makes voter fraud?	More likely (by a lot)	75%
Online or app voting would lead to more/less compromise?	More compromise (low confidence)	83%
Elected representatives should consider constituent votes as?	A binding vote	70%
Which would lead to better decisions for a society	Citizens govern by app	76%
Communities governed by app would represent minority interests?	Adequately (low confidence)	71%
Odds that government entities could tie your vote to your ID?	80%	
Odds an outside group could tie your vote to your ID?	60%	

SWARM INTELLIGENCE

Areas of research:

- from data-points to processing
- factor analyses
- swarm size
- repeatability
- positional bias

SWARM INTELLIGENCE

Areas of research:

- **from data-points to processing**

Instead of averages, other statistical tests across the sample, ASI measures *whether* or not human data-processors are able to converge upon a unified solution within the allotted time (typically 60 seconds) - and *how* they do it

System measures the degree of conviction: The speed and degree of alignment among participants are expressed in CI (Conviction Index) from - 0 to 1

SWARM INTELLIGENCE

Areas of research:

- **factor analyses** (brain scan)

System analyzes *how* the competing alternative solutions were considered by the participants

Who will be the Republican Nominee for President of the US?

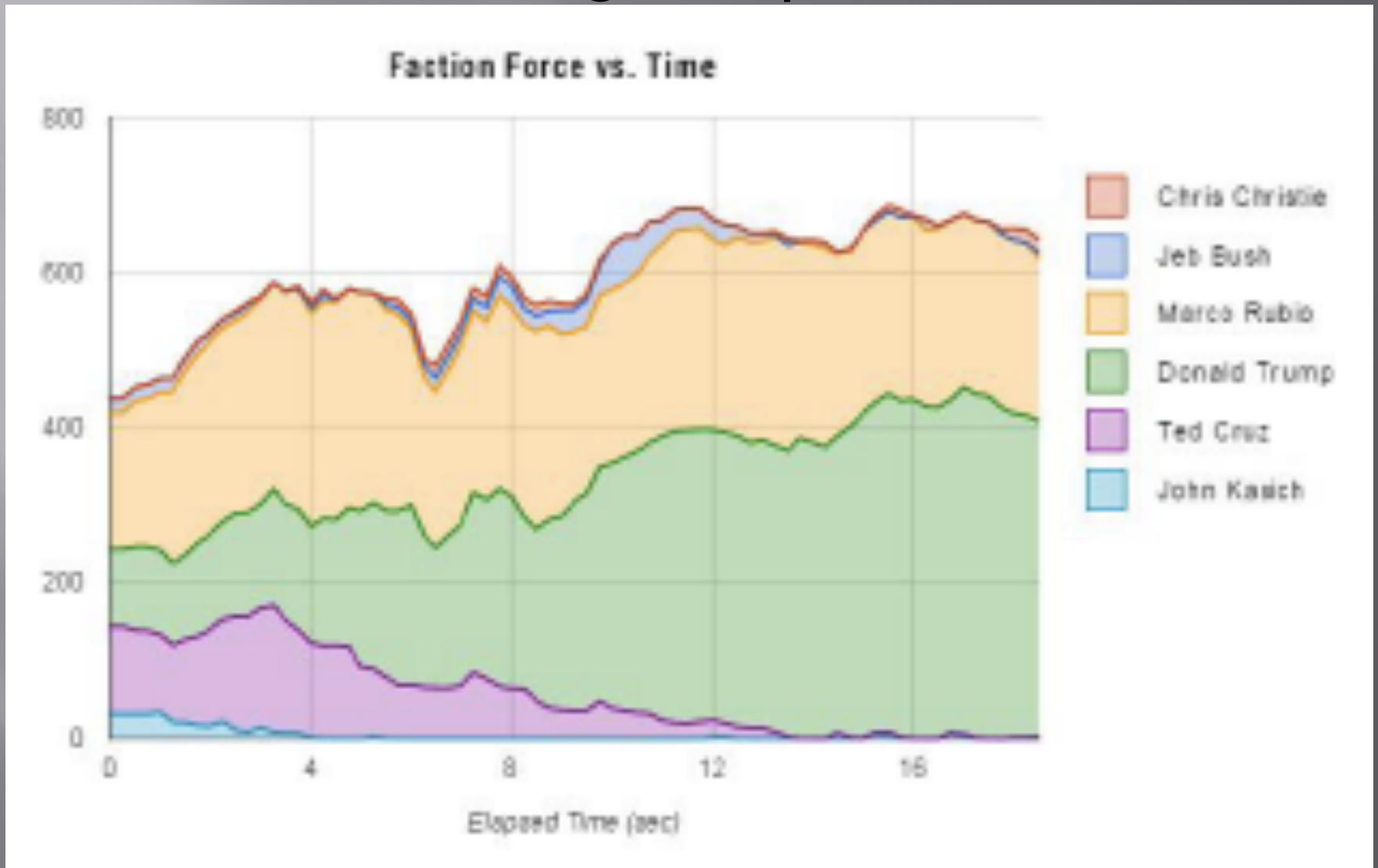


UNU

0:58

Swarm: 82 likely Republican voters

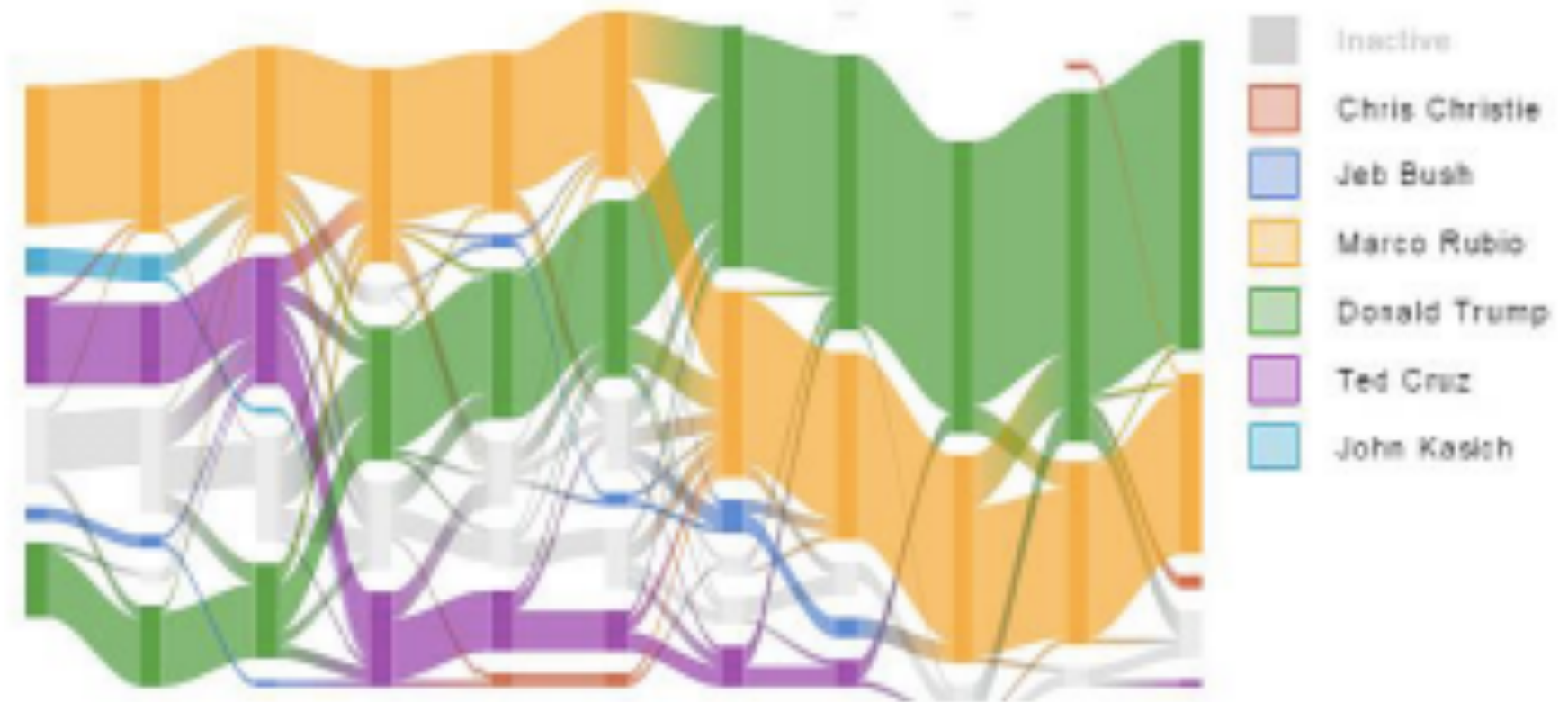
Convergence process



Confidence Index: 0.72 - Deliberation time: 22 sec

Deliberation proces: When and how did changes occur

Faction Change vs. Time



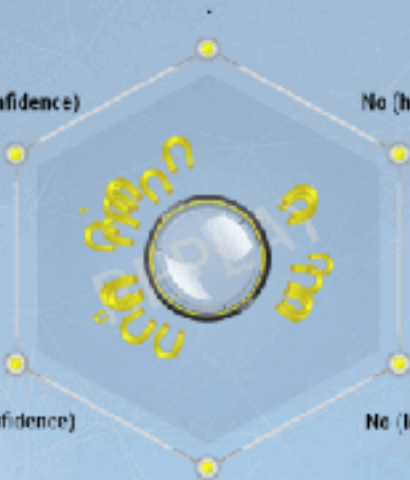
Will Mueller's investigation eventually include the President?

Yes (high confidence)

No (high confidence)

Yes (low confidence)

No (low confidence)



0:59

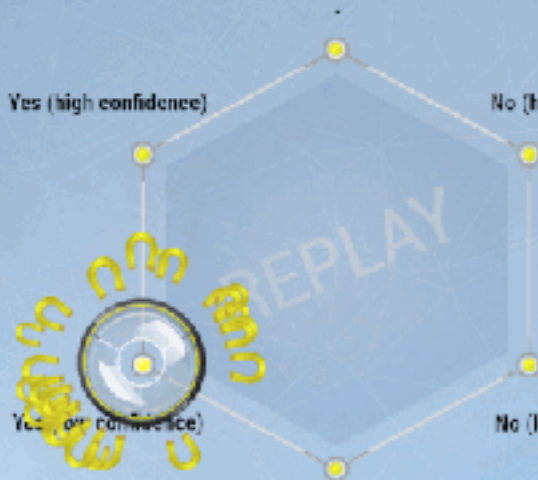
Will Mueller's investigation eventually include the President?

Yes (high confidence)

No (high confidence)

Yes (low confidence)

No (low confidence)



0:44

UNU SAYS:

Yes (low confidence)

OF USERS

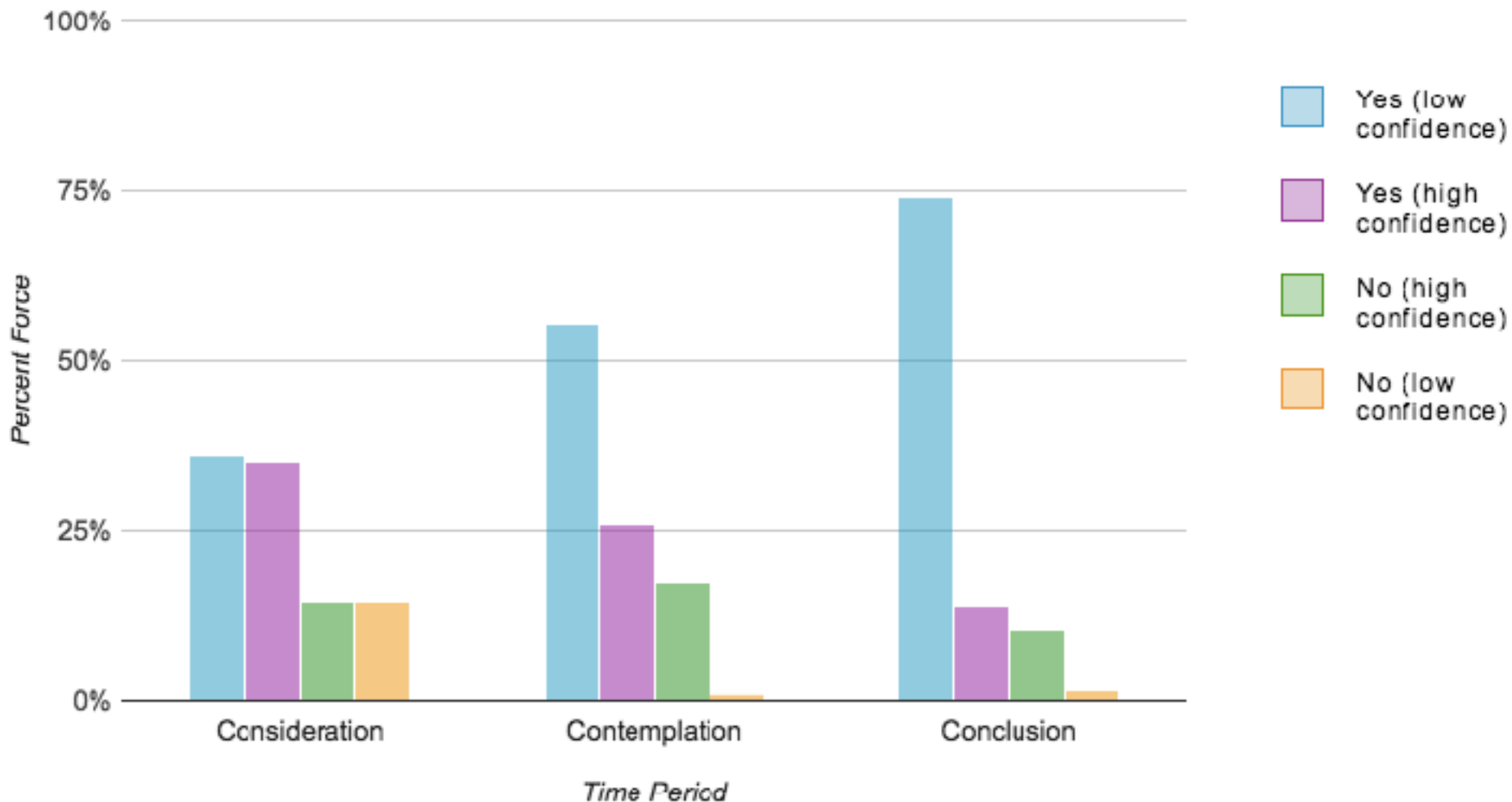
31

BRAINFPOWER

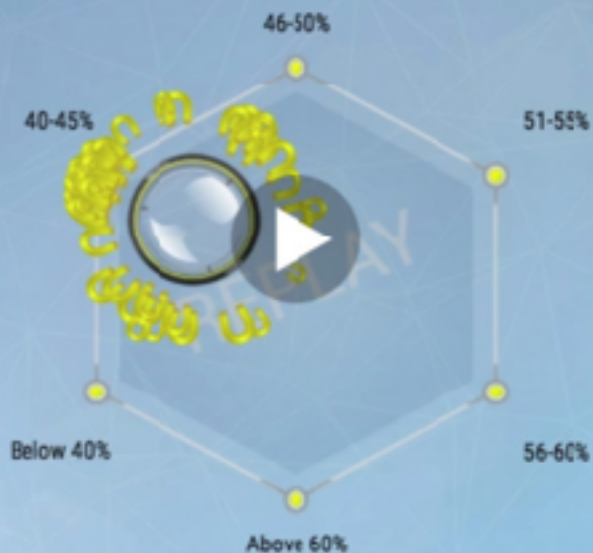
77%

Will Mueller's investigation eventually include the President?

Decision Analysis



Pres. Trump's approval rating after his first 100 days will be?



Pres. Trump's approval rating after his first 100 Days will be?




U.S.

0:51 U.S.

0:50

FiveThirtyEight



SWARM INTELLIGENCE

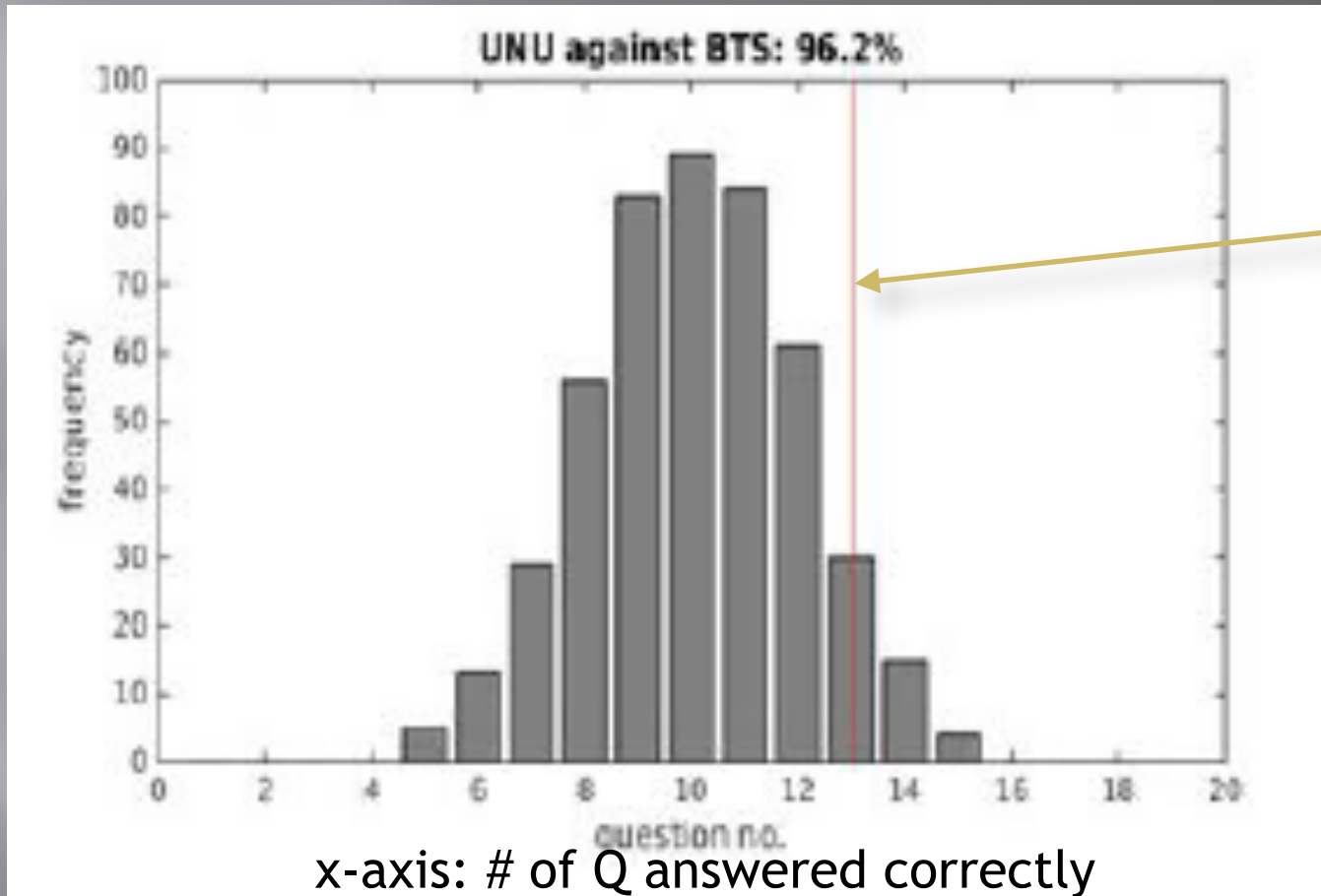
Areas of research:

- **swarm size**

What is the right size of a swarm?

In bees, of a hive of 10,000 members, a swarm of 200-400 scouts are used to locate a home (2-4%)

In humans: study (Univ. of Cambridge) of of polls of 469 vs. swarm of 29 football fans were asked to pick the winner of Super Bowl 2016



Swarm outperformed the 16-times larger poll by 2 standard deviations (99%)

SWARM INTELLIGENCE

Areas of research:

- **repeatability**

- a) results of swarm over a *period of time*

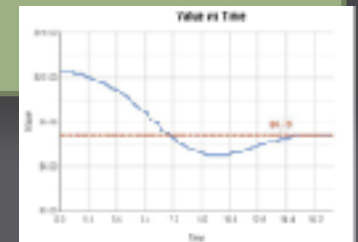
 - Oxford Univ: Premier Soccer League over 5 weeks, 10 matches

 - Swarms 113% better performance than individuals

- b) results of 20 swarms of *different participants*

 - (answering the *same* question: fair price of a movie ticket)

 - They all clustered within 10% around the median



SWARM INTELLIGENCE

Areas of research:

- **positional bias**

No effect of how alternatives were located in the hexagon



THE UNU MODEL

. . . BIF has an invitation to participate in a live swarm on a subject of our choice

Thank You!